

24 Days of Elf Science Activities



Tidy up time!

Extras - balloon, tissue paper

Cut the tissue paper up into small pieces and blow up the balloon.

Tidy up time!!



Can you help me tidy up the paper using a clever elf trick?

Rub the balloon on your hair and hold it over the tissue paper. Watch what happens!

Elf explanation

Rubbing the balloon on your hair charges it with static electricity. This attracts the paper making it jump up to the balloon.

Cheeky elf trick

Rub the balloon on your hair again and put it against a wall. The balloon will stick to the wall until the static charge wears off.

Boiled or not?

Extras - 1 boiled egg and one raw egg

Boil one egg and leave the other raw.

Boiled or not?

Help, the eggs are mixed up, can you help me find out which one is boiled?



The raw egg will wobble as it spins!

What's inside an elf?

Extras - paper, pens


Draw around the elf on a piece of paper and leave next to the elf with pens next to the paper.

What's inside?



I haven't done my homework, can you help me by drawing my skeleton or brain and heart in the outline?

Don't forget to label it!



Build a snowman

Extras - marshmallows, liquid glucose or icing, chocolate or candy sticks, black and orange icing.

Build a snowman



The elves are having a tea party tonight can you help me make a snowman snack?



24 Days of Elf Science Activities



Optical Illusion!

Extras - optical illusion template, straw, tape, scissors

Optical Illusion!!

HELP!!! Santa wants me to show him an elf trick!
Cut out two of the matching squares and attach to either side of a straw with tape.

Spin quickly and you'll see the two pictures merge as one!

Use the blank squares to draw your own optical illusion.



Reverse the Signs

Extras - sign template, glass of water

Reverse the Signs

Oh no! The other elves printed the North Pole signs backwards...

Can you help me reverse the writing with a glass of water?

Elf Trick

Place the signs behind a glass of water and you'll see the writing is now the right way around!



Expanding Candy

Extras - bowl, water, gummy candy

Expanding Candy



All the sweets are too small!

Place them in a bowl of water and watch them grow!

It might take about an hour, so be patient!

Melting Marshmallows

Extras - marshmallows, hot chocolate powder, candy cane

Melting Marshmallows









The elves are having a tea party tonight. Can you find out if these marshmallows melt in a hot chocolate?

Does a candy cane make a good stirring stick?



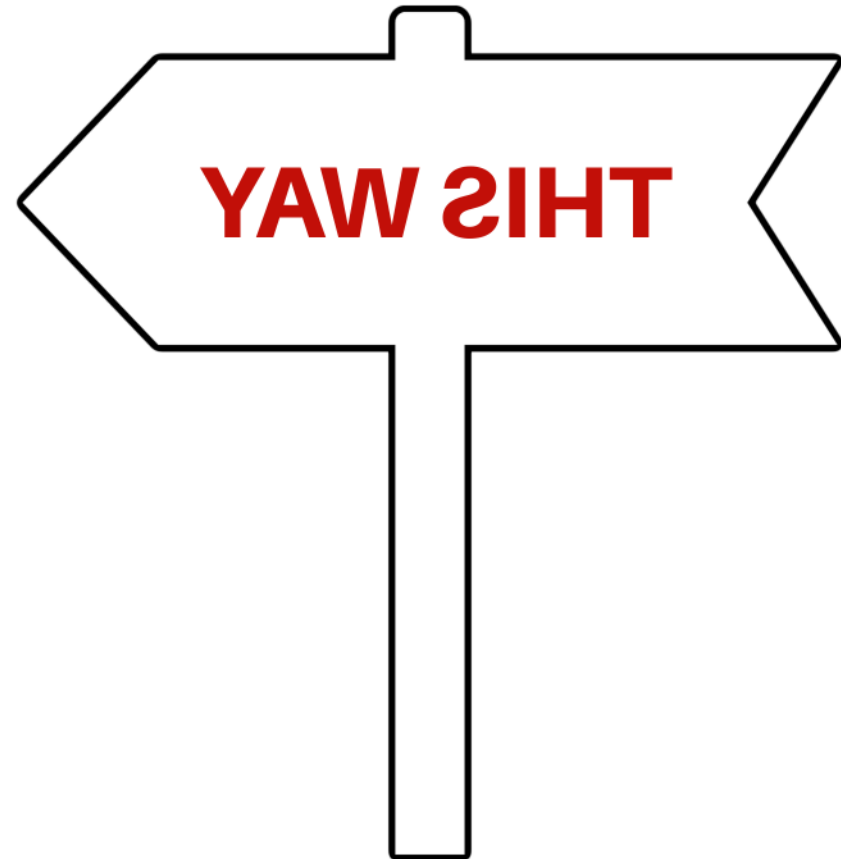
Optical Illusion Template

Cut out each square and stick the pairs on opposite sides of a straw. Spin the straw quickly between your hands.



Wrong Way Template

Cut out each sign and place behind a glass of water to see the writing the correct way around.



24 Days of Elf Science Activities



Save the Presents!

Extras - cardboard boxes, bubble wrap, tape, crisp/potato chip or something else that breaks easily.

Save the Presents!!

HELP!!! The elves need a new way to wrap delicate presents. Can you help create a new protective packaging using things from your recycle bin?

Wrap a single crisp in your new packaging design and throw it around a bit. Does the crisp stay in one piece?



Festive food Chains

Extras - food chain template, scissors

Festive Food Chains

Oh no, my elf homework is due in tomorrow. Can you help me put together the food chains on the sheet?



Secret Elf Messages

Extras - paper, pens, mirror

Secret Elf Messages



HELP! Can you help me write a secret message to my elf friend? It has to be written backwards. You might need a mirror to help. Can you tell him I left the candy canes in the toy shop please?

Sink or Float?

Extras - wrapped candy canes, small plastic toys, coins

Sink or Float

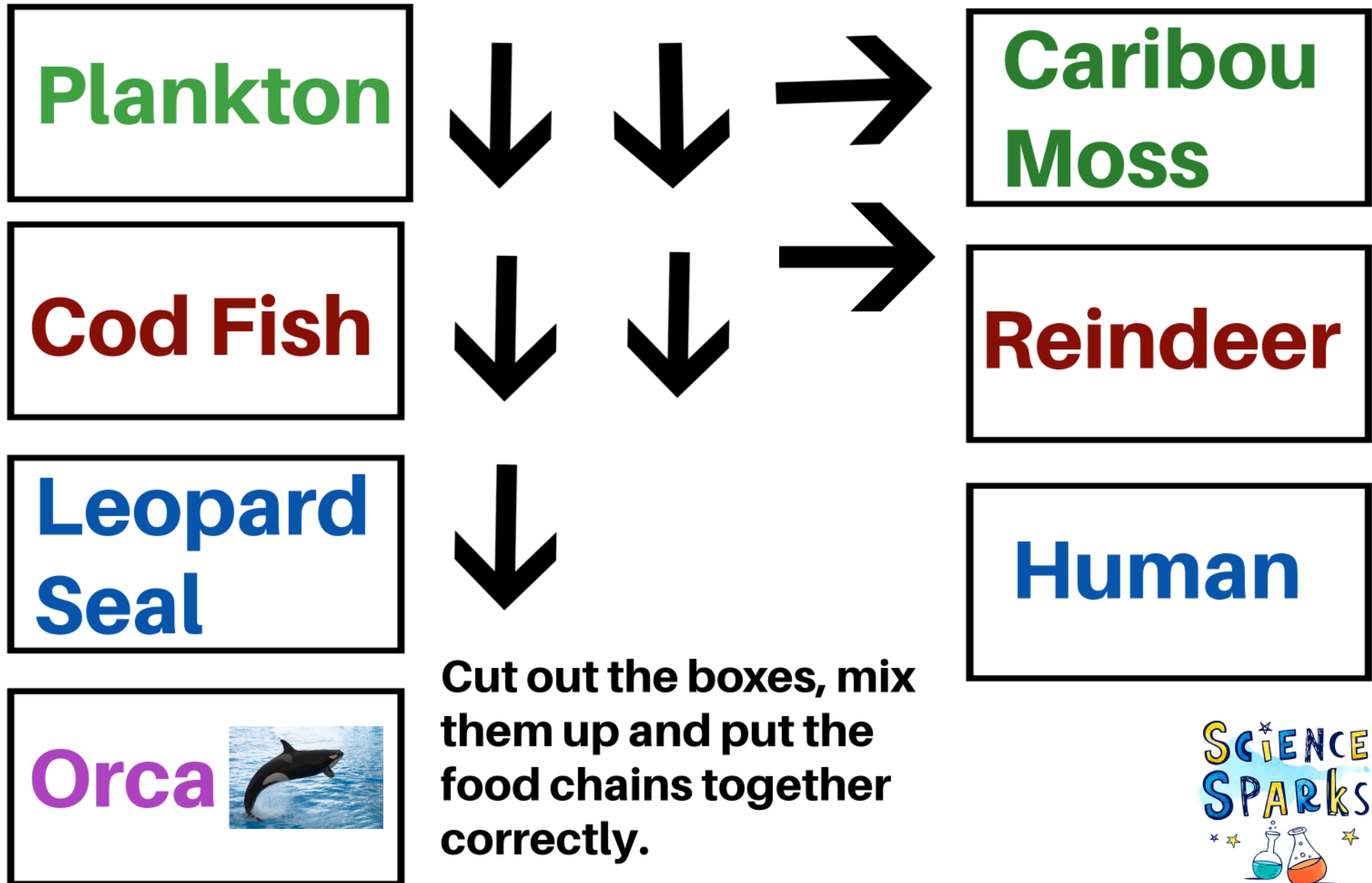


Can you help me work out which of these objects sink and which float?

Try wrapping an object that sinks in bubble wrap, does it now float?



Festive Food Chains



ELF EXPERIMENTS

Write down which objects sink and which float



SINK



FLOAT



24 Days of Elf Science Activities

Super Snow Angels

Extras - sprinkles, flour, hot chocolate powder...anything else you can make a snow angel with.

Make several snow angels with different food items.

Super Snow Angels

The elves are having a snow angel competition!

Which one is the best?



Super Strong Candy Canes

Extras - candy canes, Christmas ornaments (nothing breakable)

Super Strong Candy Canes

How many Christmas decorations can a candy cane hold?

Don't use anything that might break if it falls!



Elf Zip Line

Extras - String, pipe cleaner

Elf Zip Line



This zip line is the BEST, but I would really like to fly down faster!

Can you make a second one for a toy that I can use tonight?



Marshmallow Launcher

Extras - marshmallows, pom poms, paper cup, balloon, tape

Marshmallow Launcher



I've been trying to make a new toy for Santa.

Do you like my marshmallow launcher? Can you test it for me?



24 Days of Elf Science Activities



Build an Elf House

Extras - cardboard boxes, scissors, tape

ELF Club House

Can you build me an elf club house big enough to hold me and one elf friend?

Top Tip - use clean boxes from the recycle bin!

Remember it snows in Lapland so a waterproof roof would be a good idea!



Skittle Shapes

Extras - skittles, white plate, water

Skittle Shapes

Place the skittles on the plate in the shape of a candy cane.

Pour warm water over the top and watch the colours spread.

Try a circle and a square shape too!



What's that Shadow?

Extras - paper, pens, scissors, torch

What's that Shadow?

Use the elf shaped template to make a shadow puppet.

Shine the torch behind the puppet to see the shadow on the wall.



Candy Towers



Extras - gummy sweets or marshmallows

Build one tower to sit the elf next to.

Candy Towers

Can you build a tower taller than mine?





24 Days of Elf Science Activities



Present Parachute

Extras - paper, plastic bag, scissors, tape, string

Present Parachute

Santa wants to try parachuting presents down to remote places. Can you help me build a test parachute from paper or an empty shopping bag?

Top Tip - try attaching string to 4 corners of a sheet of paper or plastic bag.



Flying Santa Hats

Extras - empty plastic milk bottle/jug, red paper, white pom pom, tape

Preparation - make a paper cone with red paper and tape a pom pom to the top.

Flying Santa Hats

I've been tricking the other elves with these flying santa hats. How high can you make them fly?



Reach the Cookies

Extras - cookies, cardboard tubes, candy, tape, other items to make a climbing wall or step

Preparation - place a box of cookies somewhere high and sit the elf underneath with some materials for making a climbing wall, ladder or step.

Reach the Cookies



Help! I can't reach the cookies! Can you build me a climbing wall, step or ladder?



Elf Plane

Extras - Paper, tape

Preparation - attach the elf to a wall in a pair of pants (optional)

Fly the Elf Plane



I've had so much fun with you this year, but I seem to be a bit stuck!!

Can you build me a paper plane so I can climb down?

See you next year!