


ICE FISHING



You'll need

2-3 large tubs

Water - warm and cold


Plastic toy fish

3 sticks

String - cut into 30cm lengths

Ice cube tray

Timer



Instructions

Fill each segment of the ice cube tray to the top with water and add one small fish toy into each section.


Add a piece of string to each compartment. About 2 cm of the string should be under water.

Once frozen, carefully remove the ice and tie each ice cube to a stick using the string.

Add warm water to one tub and cold water to another.

Place one fishing rod into each tub and start the timer.

Record how long it takes for each fish to fall off the fishing rod.



Extension Task

Can you measure the temperature of the water? Does it drop as the ice melts?

How big is the temperature difference?

Science Sparks™

Adult supervision required. You are responsible for your own safety.

www.sciencesparks.com

